

Referans Nr.	Sıkma Yüksekliği Clamping Height				Sıkma Torku Clamping Stroke	İnme Torku Advance Stroke	L2	L3	L1	L4	W	L	H5	B
	Finiş Yüzey Temas Finished Surface Contact		Kaba Yüzey Temas Rough Surface Contact											
	Min.	Max.	Min.	Max.										
1481-0100R	22.8	24.8	22.4	24.4	1.0	0.8	22	6	26	11.5	36	18	6	4.3
1481-0100L	(22.3 - 23.3)	(24.3 - 25.3)	(21.9 - 22.9)	(23.9 - 24.9)										
1481-0150R	31.3	33.3	32.2	34.2	1.4	1.1	30	8	35	15.3	45	23	8	5.3
1481-0150L	(30.6-32)	(32.6-34)	(31.5-32.9)	(33.5-34.9)										
1481-0200R	32.5	39	33.5	40	1.5	1.4	37	8	45	20.7	65	30	12	8.4
1481-0200L	(31.7-33.2)	(38.2-39.7)	(32.7-34.2)	(39.2-40.7)										
1481-0300R	36.5	46	39	48.5	1.9	1.7	45	8	55	25.4	85	40	15	10.5
1481-0300L	(33.5-37.4)	(45-46.9)	(38-39.9)	(47.5-49.4)										

Referans Nr.	Dp	H	D	W1	W2	H3	H2	M	H4	R	A	H1	İzin Verilen Çalışma Yükü Allowable Operating Load (N)	Sıkma Kuvveti Clamping Force Kgf	
1481-0100R	27	49	18	8	4.3	10	30	M4	22.8	50	15	45.8	100	110	112
1481-0100L															
1481-0150R	34	66	23	10	5.3	14	40	M5	28.5	63	20	61.3	150	180	250
1481-0150L															
1481-0200R	48	82	30	16	8.4	18	50	M8	45.5	80	26	76.5	200	220	570
1481-0200L															
1481-0300R	64	100	40	20	10.4	22	60	M10	57	100	33	93	300	350	1200
1481-0300L															

**Ürün Nr. 1481 Tek Dokunuş Dönmeli Üstten Bağlama**

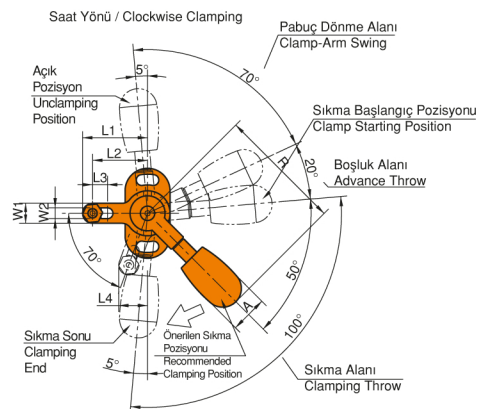
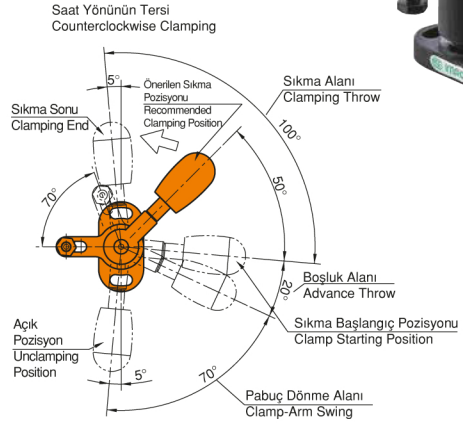
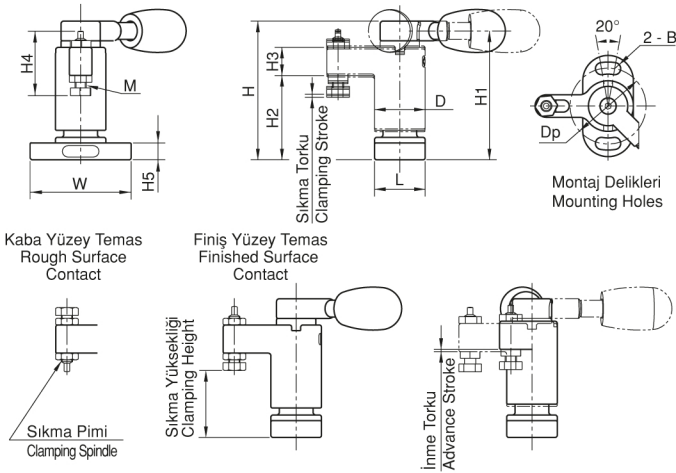
- Gövde**
- Sertleştirilmiş
  - Siyah Kaplama

- Sıkma Mili**
- Siyah Kaplama

**Product Nr. 1481 Swing Clamps**

- Body**
- Hardened
  - Black coating

- Clamping Spindle**
- Black coating



**Kullanım Şekli / How To Use**

