

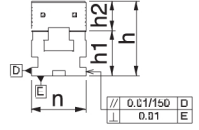
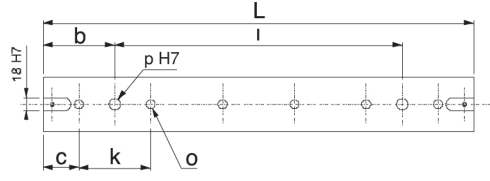
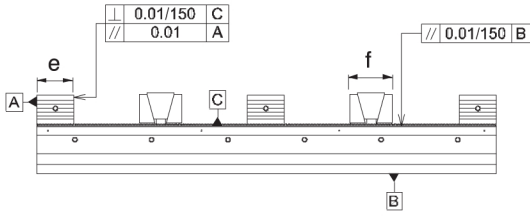
Referans Nr.	L	n	h1	h2	h	o	e	f	b	c	k	l	p H7	Standart Bağlama Adedi Coupling Piece	Sıkma Kuvveti Clamping Force Kgf	Tork Değeri Allowable Screw Torque (N-m)
2435-055300	300	55	50	32	82	12.5	32	37	100	50	100	100	18	2	1750	25
2435-055500	500	55	50	32	82	12.5	32	37	100	50	100	300	18	4		
2435-075400	400	75	65	37	102	12.5	37	57	100	50	100	200	18	2	2000	35
2435-075600	600	75	65	37	102	12.5	37	57	100	50	100	400	18	4		
2435-100400	400	100	65	37	102	12.5	37	57	100	50	100	200	18	2	2500	50
2435-100600	600	100	65	37	102	12.5	37	57	100	50	100	400	18	4		

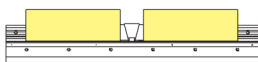
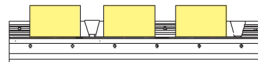
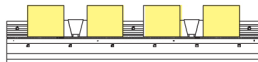
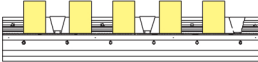
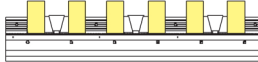
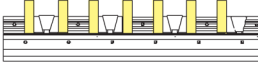
Ürün Nr. 2435 Çok Çeneli Seri Mengene

- Çift açılır bağlama modelidir.
- Çeneleri ayrı olarak satın almanız gerekir.

Product Nr. 2435 Multi Jawed Wrench Tooling

- Double opening clamp model.
- You need to purchase jaws separate.



Referans Nr.	ÇİFT AÇILIR ÇENE İLE İŞ PARÇASI BAĞLAMA ADETLERİ / Numbers of Double Opening Jaw with Workpiece Couplings		
	2 İş parçası 2 Workpiece	3 İş parçası 3 Workpiece	4 İş parçası 4 Workpiece
2435-055300	 75mm	 37mm	 16mm
2435-055500	173mm	103mm	66mm
2435-075400	107mm	55mm	28mm
2435-075600	209mm	123mm	79mm
2435-100400	104mm	53mm	26mm
2435-100600	206mm	121mm	77mm
	5 İş parçası 5 Workpiece	6 İş parçası 6 Workpiece	7 İş parçası 7 Workpiece
2435-055300	 -	 -	 -
2435-055500	45mm	30mm	20mm
2435-075400	13mm	-	-
2435-075600	54mm	45mm	24mm
2435-100400	12mm	-	-
2435-100600	52mm	34mm	22mm

Note: İş bağlama adetleri ölçülerinde yumuşak ayak dahil değildir.

Note: It does not include binding units of measure soft feet in business.

